







# WAG International team competition

SVK - AUT – CZE – HUN  
Saturday, July 8th 2017, Šamorín / Slovakia



## TEAMS RESULTS

Rank	Team	Country					Score	Rank
	No Surname Firstname Born	Trainer					gymnast	
<b>1.</b>	<b>Hungary</b>	<b>SVK</b>						
	010 SCHERMANN Blanka r.2003	Draskóczy, Botyánszky		12,300	12,900	12,567	<b>37,767</b>	<b>(1.)</b>
	004 FEHÉR Nóra r.2002	Draskóczy, Botyánszky		12,100	13,167		<b>25,267</b>	<b>(2.)</b>
	007 PÉTER Sára r.2002	Draskóczy, Botyánszky	14,000			12,500	<b>26,500</b>	<b>(11.)</b>
	001 BÁCSKAI Csenge r.2003	Draskóczy, Botyánszky	13,700				<b>13,700</b>	<b>(12.)</b>
			<b>TOTAL:</b>	<b>27,700</b>	<b>24,400</b>	<b>26,070</b>	<b>25,070</b>	<b>103,230</b>
<b>2.</b>	<b>Slovakia</b>	<b>SVK</b>						
	011 TAKÁČOVÁ Karolína r.2002	Martin Zvalo	12,467	12,300	12,400		<b>37,167</b>	<b>(4.)</b>
	003 BUNCE Chiara r.2002	Katarína Krekáňová		12,000	11,633	11,400	<b>35,033</b>	<b>(5.)</b>
	009 PÝCHOVÁ Kristína r.2003	Krekáňová, Kútik	12,467			11,800	<b>24,267</b>	<b>(7.)</b>
			<b>TOTAL:</b>	<b>24,930</b>	<b>24,300</b>	<b>24,030</b>	<b>23,200</b>	<b>96,470</b>
<b>3.</b>	<b>Czech Republic</b>	<b>SVK</b>						
	008 PONÍŽILOVÁ Dominika r.2002	Žifčák, Lukášová	13,300	12,133	11,567	11,867	<b>48,867</b>	<b>(3.)</b>
	012 TRÁVNÍČKOVÁ Barbora r.2003	Žifčák, Lukášová	12,233		11,900		<b>24,133</b>	<b>(6.)</b>
	005 HÁLOVÁ Sabina r.2002	Žifčák, Lukášová				12,067	<b>12,067</b>	<b>(8.)</b>
	002 BRABCOVÁ Kristýna r.2002	Žifčák, Lukášová		10,800			<b>10,800</b>	<b>(13.)</b>
			<b>TOTAL:</b>	<b>25,530</b>	<b>22,930</b>	<b>23,470</b>	<b>23,930</b>	<b>95,870</b>
<b>4.</b>	<b>Austria</b>	<b>SVK</b>						
	006 MÖRZ Alissa r.2003	Miklos Panczel	11,400	8,733	10,533	11,800	<b>42,466</b>	<b>(9.)</b>
	013 WOLFISBERG Pirjo r.2003	Joelle Huet	11,833	7,667	8,433	11,133	<b>39,066</b>	<b>(10.)</b>
			<b>TOTAL:</b>	<b>23,230</b>	<b>16,400</b>	<b>18,970</b>	<b>22,930</b>	<b>81,530</b>